

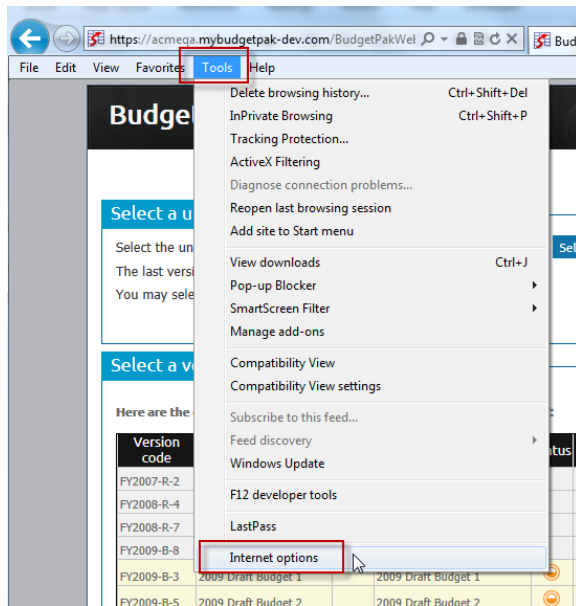
# BUDGETPAK BROWSER SETTINGS RECOMMENDATIONS

---

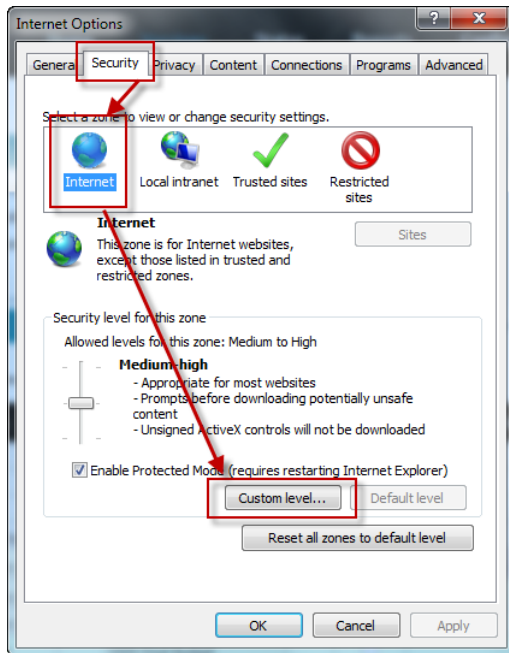
## 1 Internet Explorer

### 1.1 How to suppress the “Do you want to allow this webpage to access your clipboard?” prompts

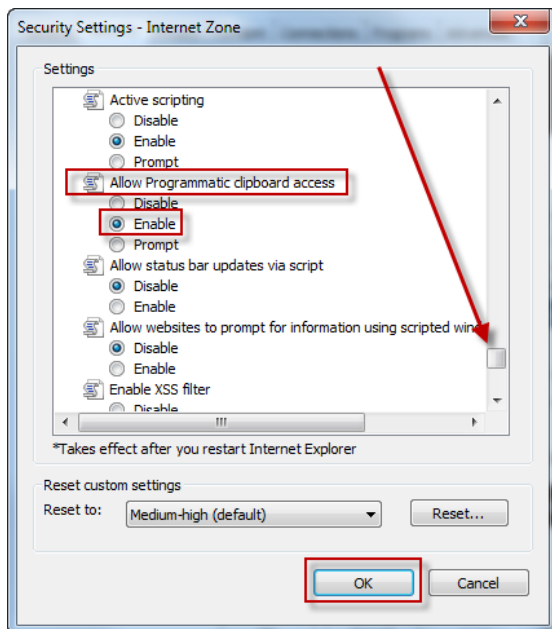
1. In IE, go to Tools -> Internet Options.



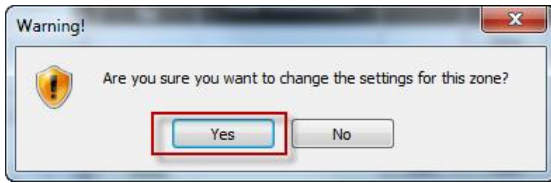
2. Click on the Security tab, then select the Internet zone, then click “Custom level...”



3. Scroll about 4/5 of the way down the Settings until you find "Allow Programmatic clipboard access." This is the culprit. Change the setting to "Enable" and click OK.



4. Confirm that yes you do want to change the settings for this zone:



5. Click OK again to close the Internet Options dialog, and you should be all set!